



lumini Solucoes em Iluminacao LTDA  
www.lumini.com.br  
Email: laboratorio@lumini.com.br  
Tel: +55 11 3437-5555 Fax: +55 11 3437-5555  
Address: Rua Ferreira Viana, 716 - Socorro - São Paulo/SP

---

## lumini

---

LumCAT:

Luminaire: no frame r 92 e

LampCAT: modulo led 6.5W 30K irc 90

Ballast type: led driver 700mA

Report No:

Voltage(V): 127.9000

Test No:

Current(A): 0.0650

Number of Lamps: 1

Power (W): 7.9390

Lamp flux(lm): 938.0

PF: 0.9550

Length(mm): 84

Width(mm): 84

Phm Type: C

Height(mm): 0

---

## Photometric Results

---

Lumens(lm): 546.65, Efficiency(%): 58.28% , Luminous Efficacy(lm/W): 68.86

Central intensity(cd): 292.147, Maximum intensity(cd): 292.147

Angle of maximum intensity: C=0.0  $\gamma$ =0.0

Beam angle of C0 plane : 78.43

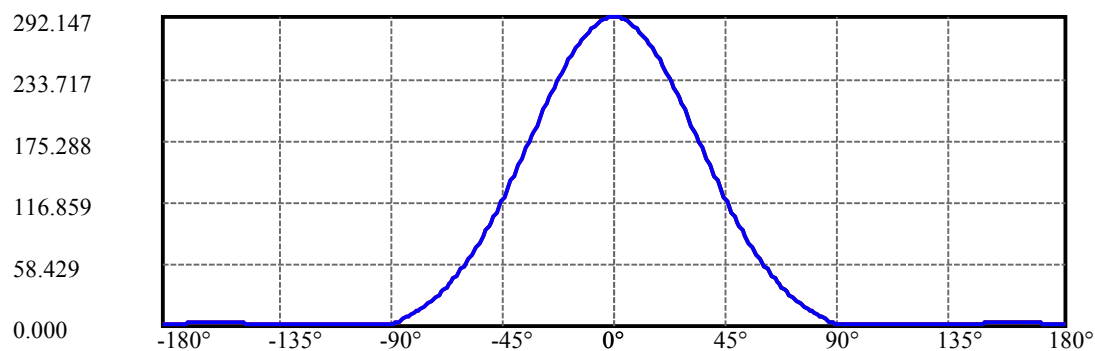
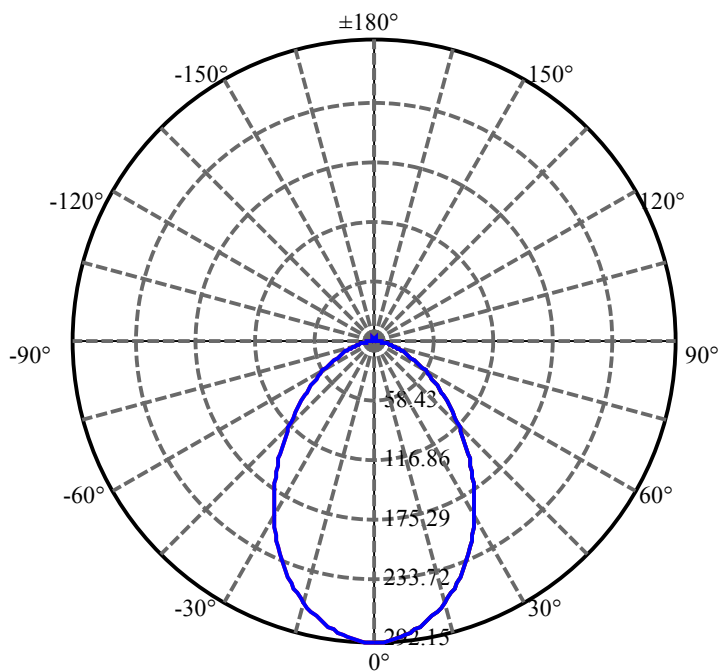
Average BeamAngle(IEC 61341): 78.43

---

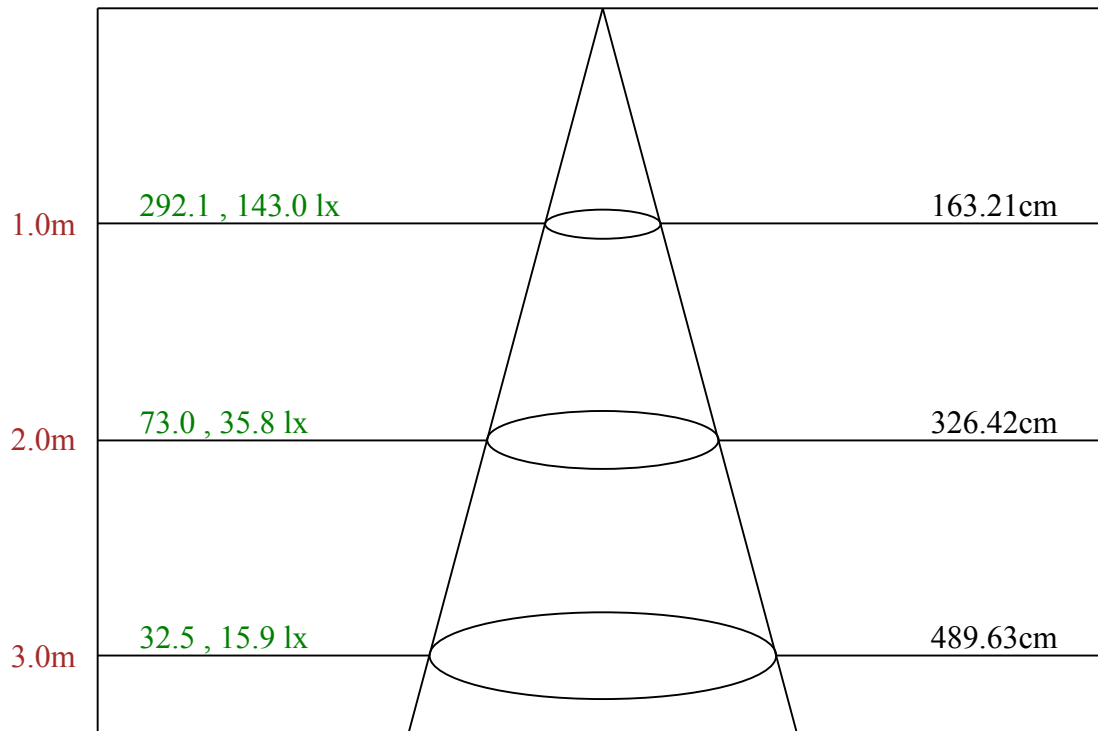
Equipment: equipamento lumini  
Temperature(°C): 25.0

Date: 02/06/2025  
Humidity(%): 58.0%

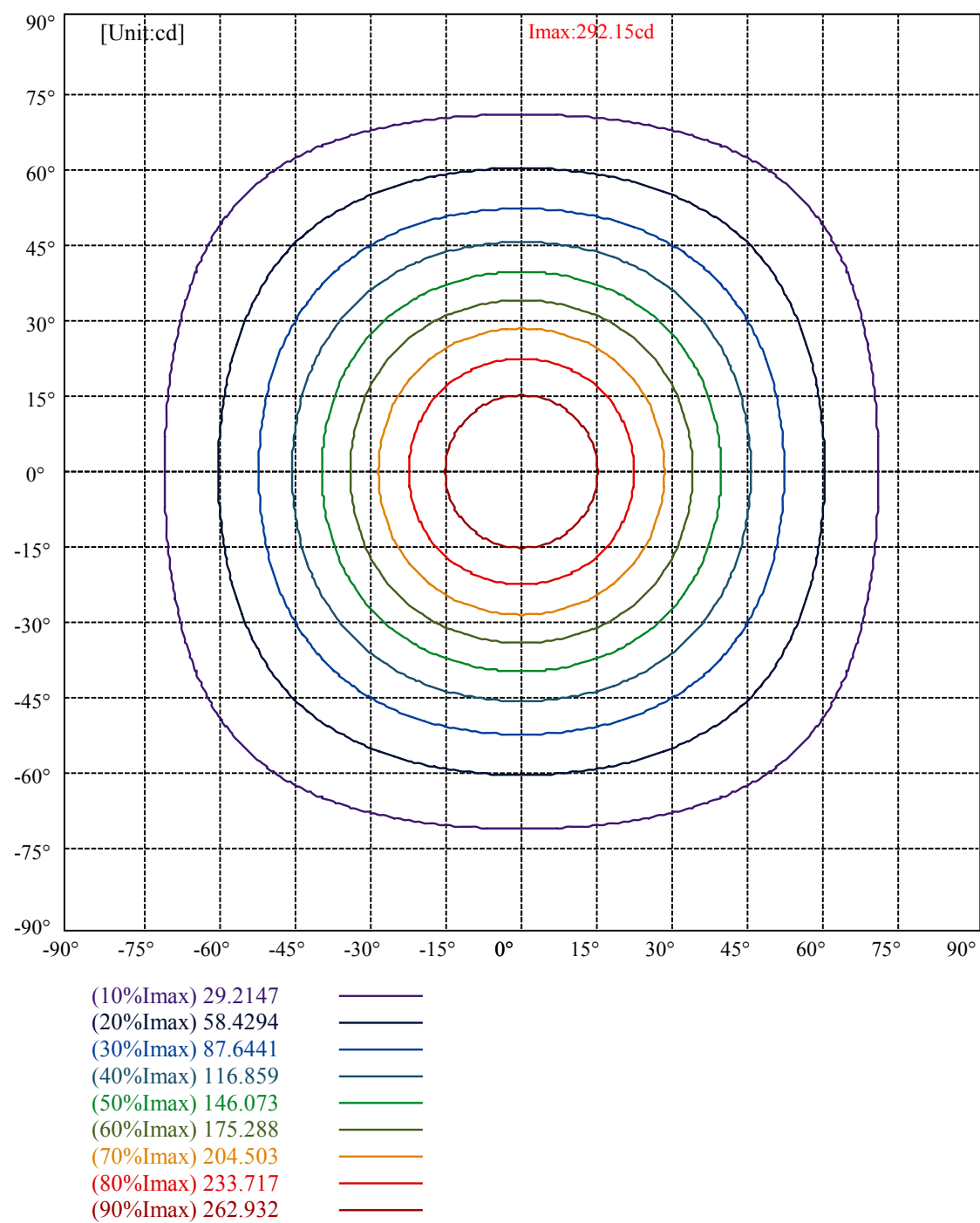
Operator: 01  
Distance(m): 6.90



C0(Max):  
C0/C180:  
C90/C270:



Max , Ave      Beam angle of C0 plane 78.43



Luminance Table

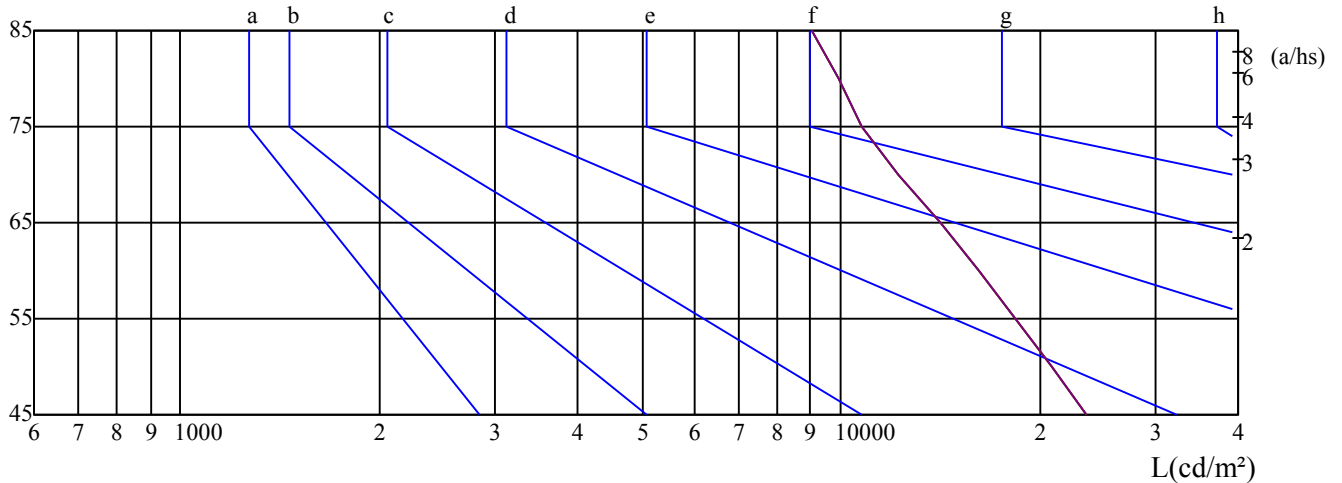
$\gamma$	45	50	55	60	65	70	75	80	85
C0	23514	20866	18393	16170	14138	12249	10741	9947	9068
C45	23514	20866	18393	16170	14138	12249	10741	9947	9068
C90	23514	20866	18393	16170	14138	12249	10741	9947	9068

L(Hor)(65)	L(Ver)(65)	L45(65)	L(Hor)(75)	L(Ver)(75)	L45(75)	L(Hor)(85)	L(Ver)(85)	L45(85)
14138	14138	14138	10741	10741	10741	9068	9068	9068

Glare Table

Glare	Quality	Service Values Illuminance(lx)							
1.15	A	2000	1000	500	$\leq 300$				
1.5	B		2000	1000	500	$\leq 300$			
1.85	C			2000	1000	500	$\leq 300$		
2.2	D				2000	1000	500	$\leq 300$	
2.55	E					2000	1000	500	$\leq 300$
		a	b	c	d	e	f	g	h

Luminance Limiting Curve

 $\gamma(^{\circ})$ 

C0 ———

C45 ———

C90 ———

Illumination assessment according UGR											
Rf of Ceiling	70	70	50	50	30	70	70	50	50	30	
Rf of Wall	50	30	50	30	30	50	30	50	30	30	
Rf of Floor	20	20	20	20	20	20	20	20	20	20	
Room dimensions		Viewed crosswise					Viewed endwise				
X	Y										
2H	2H	22.31	23.73	22.71	24.09	24.47	22.20	23.62	22.60	23.99	24.36
	3H	23.34	24.62	23.76	25.00	25.40	23.22	24.50	23.64	24.89	25.29
	4H	23.69	24.89	24.13	25.29	25.71	23.58	24.78	24.01	25.18	25.60
	6H	24.01	25.12	24.46	25.54	25.99	23.89	25.00	24.34	25.41	25.86
	8H	24.10	25.17	24.55	25.59	26.05	23.98	25.05	24.43	25.47	25.93
	12H	24.16	25.18	24.61	25.61	26.08	24.03	25.05	24.49	25.49	25.95
4H	2H	22.79	23.99	23.22	24.39	24.81	22.70	23.90	23.13	24.30	24.72
	3H	23.97	24.98	24.42	25.41	25.88	23.87	24.88	24.33	25.32	25.78
	4H	24.48	25.37	24.95	25.83	26.32	24.39	25.28	24.86	25.74	26.23
	6H	24.87	25.66	25.37	26.15	26.65	24.77	25.56	25.27	26.05	26.54
	8H	25.04	25.78	25.55	26.27	26.79	24.93	25.67	25.44	26.16	26.68
	12H	25.16	25.85	25.68	26.33	26.89	25.05	25.74	25.57	26.22	26.78
8H	4H	24.64	25.38	25.15	25.87	26.39	24.56	25.30	25.07	25.79	26.30
	6H	25.16	25.78	25.69	26.29	26.84	25.07	25.68	25.60	26.19	26.75
	8H	25.46	25.99	26.01	26.54	27.08	25.36	25.89	25.91	26.44	26.99
	12H	25.65	26.10	26.21	26.65	27.21	25.55	26.00	26.11	26.55	27.11
12H	4H	24.66	25.34	25.17	25.82	26.38	24.57	25.26	25.09	25.74	26.30
	6H	25.26	25.79	25.81	26.34	26.89	25.17	25.70	25.72	26.25	26.79
	8H	25.55	26.00	26.11	26.55	27.11	25.45	25.90	26.01	26.45	27.01
Variation with the observer position at spacings:											
S = 1.0H		0.3/-0.6					0.3/-0.6				
S = 1.5H		0.7/-1.1					0.7/-1.1				
S = 2.0H		1.5/-1.3					1.5/-1.3				
Standard tables:		BK3					BK3				
Uncorrected UGR		6.7					6.7				

依据CIE Publ. 117 计算 UGR, S/H = 0.25